

AVANTI

1.736

Allowed user weight

75 kg Short frame

135 kg Frame medium / Frame long up to seat width 460 mm

160 kg Frame long from seat width 480 mm

Suitable for passenger transport

Tested according to ISO 7176-19 (max. user weight 136 kg)

*nicht i.V. mit Hemi-Lenkabel CODE 173/4906






Up to 12° seat tilt for fine adjustment options



Height-adjustable side panel with one-handed operation



Unique brake with extremely low actuating force



Telescopic and angle-adjustable back height for ideal adaptation to changing medical conditions

Versatile and active

EFFICIENCY

- Compatibility with MEYRA's modular system enables lean warehouse management
- Safety in spare parts provision through an extensive specialist dealer structure
- High variability without parts exchange
- Demand oriented seat height adjustment even for hemiplegic demands

THERAPEUTIC BENEFIT

- Fine tuned adjustment possibilities
- 3 frame lengths enable very good proportional assignment
- Therapeutically proven accessories in distinctive variety
- Equipment adjustable to the individual demands even for changing disease patterns
- Circumferential building block system

FIELD OF USE

- Adaptive wheelchair for universal everyday use
- Long-term care with high adaptation requirement
- Clinic provision
- Neurological disease patterns
- Geriatric disease patterns
- Reinforced version up to 160 kg and up to seat width 580 mm

ORDER

COST ESTIMATE

CUSTOM DESIGN

Please fax the completed order form to: **05733 922 9311**

Customer service **05733 922 311**

Billing address / Customer ref. no.:

Delivery address:

Tax-ID

Consignment / Comments:

Order quantity:

MEYRA



Basic equipment

- Castor wheel 142 mm solid rubber Soft
- Rear wheels 24"
- Handrim aluminium
- Back strap adjustable, light
- Leg supports, removable and swivelling

- Footrests flip-up, height and angle-adjustable
- Frame colour Silverline
- Adjustable seat belt
- Velcro strap on seat belt



Allowed user weight

75 kg Short frame
 135 kg Frame medium / Frame long up to seat width 460 mm
 160 kg Frame long from seat width 480 mm



Suitable for passenger transport

Tested according to ISO 7176-19 (max. user weight 136 kg)
 *nicht i.V. mit Hemi-Lenkabel CODE 173/4906



Hints

Our Terms and Conditions as stated at www.meyra.de/AGB shall apply
 You can find information on the measurement process at www.meyra.de/messverfahren

Valid from 01.01.2024 – 31.12.2024.
 Errors, misprints and changes reserved.

Use our K.I.S.S.S. for orders and configurations at www.kisss-by-meyra.de
 You avoid queries and incorrect orders thanks to the buildability check



Technical specifications

¹⁾ When using auxiliary drives, the permissible total weight must not be exceeded

	FRAME SHORT	*RAHMEN MIT./GEK-	FRAME MEDIUM	FRAME LARGE
Seat widths in mm	300 - 360	360 - 580	360 - 580	360 - 580
Width ready to drive in mm from	Seat width + 200mm / with side guard CODE 100 seat width + 180mm			
Width folded in mm from	280			
Seat depth in mm	330 - 380	380 - 400	350 - 460	480 - 530
Seat height front/rear in mm	370-500 / 370-470	370 - 560 / 370 - 520	400-560 / 390-520	400-560 / 390-520
Back support height in mm	340 - 500	340 - 500	380 - 440	380 - 440
Arm support height in mm	165 - 240	200 - 290	200 - 290	200 - 290
Length with footrest in mm	880	1010	1040	1120
Length without footrests in mm	660		770	850
User weight	75 kg	135 kg	135 kg	from SW 480 160 kg
Empty weight from	12 kg	13 kg	13 kg	13 kg
Permissible overall weight	87 kg	155 kg	148 kg	from SW 480 185 kg ¹⁾
Transport weight	8 kg	8.5 kg	8.5 kg	9 kg
Rear wheel	510 mm (20") / 560 mm (22") / 610 mm (24") / 610 mm (22") / 610 mm (22") / 610 mm (24")			
Brake test according to STANDARD	7°			

Please select by ticking the relevant boxes


Special construction/individual solution o.r. - on request

Standard version: If no other selection is made, the standard version will be delivered.

01 Seat depth and seat width in combination with frame forms

SD CODE	short (C-351)			med/short (C-349)		medium (C-352)					long (C-353)		
	(C-393)	(C-610)	(C-368)	(C-368)	(C-615)	(C-610)	(C-368)	(C-615)	(C-788)	(C-619)	(C-787)	(C-792)	(C-793)
SD mm	330 mm	350mm	380mm	380mm	400 mm	350mm	380mm	400 mm	430 mm	460 mm	480mm	500mm	530 mm
SW 300mm (C-30)													
SW 320mm (C-32)													
SW 340mm (C-34)													
SW 360mm (C-36)													
SW 380mm (C-38)													
SW 400mm (C-40)													
SW 420mm (C-342)													
SW 440mm (C-344)													
SW 460mm (C-46)													
SW 480mm (C-48)													
SW 500mm (C-350)													
SW 530mm (C-53)													
SW 580mm (C-358)													

Seat widths option

CODE	DESCRIPTION	SW
4541	Aluminum double crossbrace	360 - 460 mm
	 recommended when using additional drives or high loads	

02 Seat heights front (FSH) i.c. with steering wheel (without seat cushion)

Frame short

Code	Castor	Front seat height in mm (FSH)																				
		370	380	390	400	410	420	430	440	450	460	470	480	490	500	510	520	530	540	550	560	
151	Ø 100 Solid rubber																					
325	Ø 125 Solid rubber																					
154	Ø 142 Soft solid rubber																					
161	Ø 150 puncture-proof																					

Please select by ticking the relevant boxes

Special construction/individual solution o.r. - on request

Standard version: If no other selection is made, the standard version will be delivered.

02 Seat heights front (FSH) i.c. with steering wheel (without seat cushion) Frame medium-short/medium/long

Front seat height in mm (FSH)

Code	Castor	370	380	390	400	410	420	430	440	450	460	470	480	490	500	510	520	530	540	550	560	
151	Ø 100 Solid rubber																					
325	Ø 125 Solid rubber																					
154	Ø 142 Soft solid rubber																					
143	Ø 150 puncture-proof																					
161	Ø 175 puncture-proof																					
645	Ø 180 pneumatic tyres																					

! CODE 161 and CODE 645 not i.C. with frame compact CODE 349

Seat height option

CODE	DESCRIPTION
2199	Low seat height 370 mm - 430 mm ! Only i.c. with steering wheel 100 mm CODE 151 Only i.c. with drive wheel 20x1" CODE 752 Only i.c. with control head widening CODE 4906 Only i.c. with side panel CODE 100, 748 or 98 Only i.c. with side panels CODE 81 and 84 Not i.c. with CODE 728/729/730
4906	HEMI-distancer block for laterally displaced steering fork ! *nur i.V. mit Lenkgabel lang CODE 173 Gabelfarbe schwarz eloxiert
903	Reinforced steering wheel forks, recommended when using additional drives and higher user weights

Steering wheel tyres

CODE	DESCRIPTION
908	Tyre black ! Only i.c. with CODE 151, 325 and 154
909	Tire grey ! Only i.c. with CODE 151, 325, 154, 143, 161 and 645

Please select by ticking the relevant boxes

S Special construction/individual solution o.r. - on request

Standard version: If no other selection is made, the standard version will be delivered.

Castors

CODE	DESCRIPTION	RIM	TYRES	Ø X W
2480	Lightwheel (pair)	Plastic black	Solid rubber, transparent/coloured	100 x 23 mm
2481	Swivel castor (pair)	Aluminium silver	Solid rubber, black	100 x 32 mm
2482	Swivel castor (pair)	Aluminium silver	Solid rubber, black	125 x 32 mm
2483	Swivel castor	Aluminium silver	Solid rubber, black	100 x 37 mm
2484	Swivel castor	Aluminum black	Solid rubber, black	100 x 37 mm
2485	Swivel castor	Aluminium white	Solid rubber, black	100 x 37 mm
2486	Swivel castor	Aluminium red	Solid rubber, black	100 x 37 mm
2487	Swivel castor	Aluminium blue	Solid rubber, black	100 x 37 mm
2488	Swivel castor	Aluminium orange	Solid rubber, black	100 x 37 mm
2489	Swivel castor	Aluminium silver	Solid rubber, black	125 x 37 mm
2490	Swivel castor	Aluminum black	Solid rubber, black	125 x 37 mm
2491	Swivel castor	Aluminium white	Solid rubber, black	125 x 37 mm
2492	Swivel castor	Aluminium red	Solid rubber, black	125 x 37 mm
2493	Swivel castor	Aluminium blue	Solid rubber, black	125 x 37 mm
2494	Swivel castor	Aluminium orange	Solid rubber, black	125 x 37 mm
2495	Swivel castor	Carbon black	Solid rubber, black	100 x 30 mm
2496	Swivel castor	Carbon black	Solid rubber, black	125 x 30 mm

03 Seat height rear (RSH) i.c. with drive wheel (without seat cushion) Frame short

Front seat height in mm (FSH)

Ø	Width	370	380	390	400	410	420	430	440	450	460	470	480	490	500	510	520	530	540	550	560	
Ø 20 x 1"	1"																					
Ø 22 x 1"	1"																					

Please select by ticking the relevant boxes

Special construction/individual solution o.r. - on request

Standard version: If no other selection is made, the standard version will be delivered.

Rear seat height (RSH) i.V. with drive wheel (without seat cushion) Frame medium-short/medium/long

Rear seat height in mm (RSH)

Ø	Width	370	380	390	400	410	420	430	440	450	460	470	480	490	500	510	520	530	540	550	560	
20"	1"																					
22"	1"																					
22"	1 3/8"																					
24"	1"																					
24"	1 3/8"																					

Rear wheels i.c. with seat height (tires CAT 07 and hand rims CAT 06)

CODE	DESCRIPTION	Ø	Ø	Ø
706	Standard wheel, incl. drum brake ! only i. c. with pressure brake for driver CODE 680			
651	Standard wheel, incl. quick release axle (pair)		22"	24"
2651	Standard wheel black, incl. quick release axle (pair) ! Not in combination with drum brake CODE 706			24"
848	SILVERDESIGN with radial spokes and high flange rim incl. quick-release axle (pair)			24"
695	Active-wheel with radial spokes, high flange rim, hollow rim (Jumbo rim) in black ! Recommended from 100 kg user weight or for dynamic driving style not i.c. with Carbolife push rims CODE 849, 850, 853 not i.c. with PU tires CODE 902 not i.c. with Drum brake CODE 706 not i.c. with aluminum push rims CODE 494			24"
2469	Spinergy CLX, carbon rear wheel, spokes and hub black			24"
2470	Spinergy LX, aluminum rear wheel, spokes, rim and hub black			24"
2471	Spinergy LX, aluminum rear wheel, rim and hub black, spokes white			24"
2472	Spinergy LX, aluminum rear wheel, rim and hub black, spokes orange			24"

! Seat height data without seat cushion

Please select by ticking the relevant boxes

Special construction/individual solution o.r. - on request

Standard version: If no other selection is made, the standard version will be delivered.

Rear wheel i.c. with seat height (incl. tyre and handrim)

CODE	DESCRIPTION	Ø x W
2465	Six-Star incl. 8 bar high pressure tires and aluminum handrims (pair)	24x1"
752	Lightwheel incl. RightRun Light tyres and aluminum handrim black	20"/22"/24"
2473	Blacklight aluminum rear wheel, incl. Schwalbe Marathon Plus tyres and aluminum push rims, rim, hub and spokes black	24x1"
2466	Cross wheel incl. coarse studded tires and stainless steel handrims (pair)	24x1.75"
2461	Day-Lite aluminum rear wheel, rim, hub and spokes black. Black aluminum handrim and black MBL Gazelle tires. ! max. user weight 100kg	24x1"
2468	Day-Lite aluminum rear wheel, black rim, hub and spokes, black aluminum handrim and black MBL Speedlite tyres. ! max. user weight 100kg	25x1"

! Seat height data without seat cushion

Rear wheel options

CODE	DESCRIPTION
880	60 mm wheelbase extension ! not in combination with 3° wheelcamber CODE 907

04 Horizontal rear wheel position (center of gravity)

PASSIVE	MEDIUM	ACTIVE
351=22,5mm 349/352/353=30mm	351=37,5mm 349/352/353=45mm	351=52,5mm 349/352/353=60mm
349/352/353=75mm		
A	B	C
D		
Item		

! Values with a seat height difference of 40mm

05 Wheel camber

CODE	DESCRIPTION
907	3° Wheel camber ! not in combination with drum brake CODE 706 not in combination with wheelbase extension CODE 880 not in combination with double handrim CODE 871 not in combination with side guard CODE 107 not in combination with rear wheel CODE 752

Please select by ticking the relevant boxes

 Special construction/individual solution o.r. - on request

 Standard version: If no other selection is made, the standard version will be delivered.

06 Handrims and handrim options

CODE	DESCRIPTION	Ø	Ø	Ø
494	Aluminum silver anodised  Not in combination with active wheel CODE 695	20"	22"	24"
493	Stainless steel, polished			24"
871	Double handrim for seat widths from 380 mm to 480 mm  Only i.c.w. PU-tyres CODE 902 Not i.c. with drum brakes CODE 706			24"
168	Optigripp-special handrim for tetraplegics  Only in conjunction with push rim distance wide			24"
849	Curve L, aluminum black anodised, ergonomic handrim profile, H 31 mm  not in combination with rear wheel CODE 695			24"
850	Curve L Tetra Grip, anti-slip coated, alu, ergonomic handrim profile  not in combination with rear wheel CODE 695			24"
853	Gekko, alu black anodized with changeable rubber lip, ergonomic handrim profile  not in combination with rear wheel CODE 695			24"
166	Silicon hand rim cover, smooth, black  Not i.c. with Aluminum handrim CODE 494			

Handrims distance

CODE	DESCRIPTION
692	Handrim distance narrow
693	Handrim distance far

 Must be filled if Standard, Silverdesign or Active wheel is choosen

Please select by ticking the relevant boxes

S Special construction/individual solution o.r. - on request

Standard version: If no other selection is made, the standard version will be delivered.

07 Tyres

CODE	DESCRIPTION	Width	Ø
474	PU-tyres, puncture safe black	24x1"	
486	Pneumatic tyre will grooved profile	1" / 1 3/8"	22" / 24"
395	Maxxis VN Master Alpha Protect tyre black, puncture resistant, 10 bar	1"	24" / 25" / 26"
902	PU-tyres, puncture safe ⚠ Not in combination with active wheel CODE 695	1" / 1 3/8"	22" / 24"
897	Marathon-Plus-Evolution tyres, puncture protected	1"	22" / 24"
363	Schwalbe ONE tires, no profile, puncture resistant	1"	24"

⚠ Must be filled if Standard, Silverdesign or Active wheel is choosen

Note: Tyres consist of a rubber compound which may leave permanent marks or be hard to remove from some surfaces (e.g. plastic, wooden or parquet flooring, rugs and carpets).

We cannot accept liability for any abrasion damage to flooring.

08 Brakes

CODE	DESCRIPTION
680	Pressure brake for user with drum brake wheel
305	Pressure brake for user without drum brake wheel ⚠ not i.c. with drum brake wheel
60/650	One-hand pressure brake LEFT (incl.brake lever long, foldable) ⚠ not i.c with double handrim RIGHT (Code 871/74)
74/650	One-hand pressure brake RIGHT (incl.brake lever long, foldable) ⚠ not i.c with double handrim LEFT (Code 871/60)

Please select by ticking the relevant boxes

S Special construction/individual solution o.r. - on request

Standard version: If no other selection is made, the standard version will be delivered.

Brake options

CODE	DESCRIPTION
73	Side panel brake, brake integrated in clothing guard ! only in conjunction with CODE 100
681	Brake lever extension, foldable, firmly mounted ! Only in conjunction with brake CODE 305 or 706
986	Attachable brake lever extension ! Only in conjunction with brake CODE 305 or 706

09 Backrest height (BH)

Adjustable Velcro backrest straps

CODE	DESCRIPTION	Height
434	Back strap, adjustable with velcro straps	340 mm
436	Back strap, adjustable with velcro straps	360 mm
438	Back strap, adjustable with velcro straps	380 mm
635	Back strap, adjustable with velcro straps	400 mm
442	Back strap, adjustable with velcro straps	420 mm
444	Back strap, adjustable with velcro straps	440 mm
2046	Back strap, adjustable with velcro straps ! not in combination with push handle CODE 502	460 mm
634	Back strap, adjustable with velcro straps ! not in combination with push handle CODE 502	480 mm
637	Back strap, adjustable with velcro straps ! not in combination with push handle CODE 502	500 mm
983	Back strap with telescopic back height adjustment (4 steps à 15 mm) ! not in conjunction with lumbar bend CODE 622 not in conjunction with side guard CODE 107	350 - 410 mm
984	Back strap with telescopic back height adjustment (4 steps à 15 mm) ! not in conjunction with lumbar bend CODE 622 not in conjunction with side guard CODE 107	400 - 460 mm

Please select by ticking the relevant boxes

S Special construction/individual solution o.r. - on request

Standard version: If no other selection is made, the standard version will be delivered.

Backrest variants

CODE	DESCRIPTION
2002	Back cover 20 mm wider ! only in conjunction with CODE 235 or 292
2003	Back cover 40 mm wider ! only in conjunction with CODE 235 or 292
593	Without back cover ! recommended when using RIDE back systems

ErgoSeat Pro thorax pelottes

CODE	DESCRIPTION
2032	ErgoSeat Pro laterals, small, pair ! Recommended at back height 300 - 400 mm

Seat and back strap colours

CODE	DESCRIPTION
287	Deep black, polyester
292	Mash, breathable , black ! only possible for back support

10 Back support angle

CODE	DESCRIPTION
621	Backrest without lumbar support
622	Backrest with lumbar support ! not i. c. with CODE 26 Backrest, 30° continuously adjustable not i. c. with code 4212 Backrest, 20° continuously adjustable
29	Back, adjustable in angle from seating surface +/- 10° in 5° steps ! not in combination with Lumbalknick CODE 622, not in combination with side guard CODE 107, from backrest height 380 mm

Please select by ticking the relevant boxes

Special construction/individual solution o.r. - on request

Standard version: If no other selection is made, the standard version will be delivered.

Backrest options

CODE	DESCRIPTION
410	Push handles long
413	Push handles short ! Not in combination with push bar CODE 814, not in combination with drum brake CODE 706
502	Push handle mounted to the frame tube, continuously height adjustable to 170 mm ! Only in conjunction with backrest belt height 340 - 440 mm not in conjunction with stabilizer bar CODE 238
814	Horizontal push bar, stabilises the back support under heavy strain ! only i.c.w. Push handle long CODE 410
238	Stabilising bracket for the back support, folding ! possible from SW 320 mm not in conjunction with back strap with telescopic CODE 983, 984 not in conjunction with push handle CODE 502
913	Head support, 300 mm continuously height adjustable ! Only i.c. with push bar CODE 814
26	Backrest, 30° infinitely variable adjustment with gas pressure spring back for height 420 mm ! Only in conjunction with rear wheel position A Only in conjunction with medium frame CODE 352 or long frame CODE 353 Only in conjunction with transverse push bar CODE 814 Only in conjunction with adjustable backrest RH 420mm CODE 575/442 Only in conjunction with side panels CODE 107 only in conjunction with wheel camber 0° CODE 423 only in conjunction with wheelbase extension CODE 880
4212	Backrest, 20° continuously adjustable, with gas pressure spring for back height 420 mm ! Only in conjunction with rear wheel position A Only in conjunction with medium frame CODE 352 or long frame CODE 353 Only in conjunction with support rollers CODE 728 or 691 Only in conjunction with adjustable backrest RH 420mm CODE 575/442 Only in conjunction with Side parts CODE 107 only in conjunction with wheel camber 0° CODE 423

11 Ride System Back

Please specify the CODE from the RIDE order sheet:

Please select by ticking the relevant boxes Special construction/individual solution o.r. - on request Standard version: If no other selection is made, the standard version will be delivered.

12 Seat cushions

CODE	DESCRIPTION
560	Seat cushion 30 mm
561	Seat cushion 60 mm
960	ERGOFORM seat unit
7199	Netti Contour Breathable 3D cover

13 Ride System Seat

Please specify the CODE from the RIDE order sheet:

Please select by ticking the relevant boxes

Special construction/individual solution o.r. - on request

Standard version: If no other selection is made, the standard version will be delivered.

14 Arm supports and arm pads

Functional properties:

- 1) fixed
- 2) swivel up
- 3) detachable
- 4) lockable
- 5) height-adjustable armrest
- 6) with wheel cover
- 7) space-saving swivel in





CODE	DESCRIPTION	FUNCTIONS
21	Reinforced arm support, height adjustable arm support with a button, extra long, suitable for therapy table ! Not i.c. with short frame CODE 351	2,3,4,5,7
81	Side guard, height adjustable armrest via push button, short ! Height-adjustable in conjunction with short CODE 351 frame mould	2,3,4,5,7
84	Arm support, height adjustable arm support with a button, standard, suitable for therapy table ! Not i.c. with short frame CODE 351	2,3,4,5,7
100	Aluminum arm support in frame colour with carbon insert ! Not i.c. with drive wheel position A passive not i.c. with one-hand pressure brake CODE 650	1,6
107	Side part in black, with one-hand operation height-adjustable armrest, depth adjustable and suitable for therapy tables ! not i.c. with axis position C and D not i.c. with Frame short CODE 351 from HSH 450 mm not i.c. with CODE 349 Frame medium/short	2,3,4,5,7
748	Aluminium arm support in frame colour with carbon insert, incl. height adjustable arm support (screwed on) ! Not in combination with drive wheel position A passive, therapy table compatible only in combination with frame shape short CODE 351	1,5,6
98	Side part made of aluminum in frame color with carbon insert and 50 mm wheel cover	1,6

Please select by ticking the relevant boxes

 Special construction/individual solution o.r. - on request



 Standard version: If no other selection is made, the standard version will be delivered.

15 Leg supports

CODE	DESCRIPTION	
93	Removable, swing away	Pair
759	Removable, swing away	Left
760	Removable, swing away	Right
92	Can be removed, moved away and swung up  only in conjunction with frame length 352 or 353 only in conjunction with foot plates CODE 798	Pair
757	Can be removed, moved away and swung up  only in conjunction with frame length 352 or 353 only in conjunction with foot plates CODE 798	Left
758	Can be removed, moved away and swung up  only in conjunction with frame length 352 or 353 only in conjunction with foot plates CODE 798	Right
52	Amputee leg support	Pair
4508	Amputee leg support	Left
4507	Amputee leg support	Right
293	Compact 78°	Pair
2192	Shortened, can be removed, moved away and swung up  only in conjunction with frame length 351 only in conjunction with foot plates CODE 798	Pair
94	without leg rests	

 CODE 92 only in conjunction with footrests CODE 798 not in conjunction with frame short CODE 351
CODE 2192 only in conjunction with footrests CODE 798, not in conjunction with frame short CODE 351

Leg/foot rest options

CODE	DESCRIPTION
822	Shoe fastening strap (pair)
823	Heel cup (pair)
946	Calf straps for single footplate
359	Calf belt
2092	Stepless adjustment lower leg length  Only i.c.w. Leg support CODE 92
2093	Stepless adjustment lower leg length  only in combination with legrest CODE 93

Please select by ticking the relevant boxes

Special construction/individual solution o.r. - on request

Standard version: If no other selection is made, the standard version will be delivered.

Footrests (selection frame short)

*USL K 290 300 310 320 330 340 350 360 370 380 390

A

CODE	LSL	DESCRIPTION	depth
54	A	*Fußstütze durchgehend, 60 mm tiefenverstellbar (in 4 Stufen) in schwarz, hochklappbar, höhen- und winkelverstellbar	150 mm
87	A	*Fußstütze durchgehend, 15 mm tiefenverstellbar, in schwarz, hochklappbar, höhen- und winkelverstellbar ! up to seat width 480 mm	100 mm
798	A	Footrests divided, height adjustable, up-folding and height and angle adjustable ! from seat width 380 mm	160 mm
808	A	*Aluminiumfußstützen in schwarz geteilt, hochklappbar, tiefenverstellbar, höhen- und winkelverstellbar	150 mm
4312	A	*LED Fußstütze aus stabilem Aluminium in schwarz durchgehend, höhen-/tiefen- und winkelverstellbar, inkl. Bluetooth Modul und Rücklicht ! Only i. c. with seat width 360 mm or more not i. c. with calf straps CODE 822, 823 or 946	100 mm
4313	A	*LED Fußstütze aus stabilem Aluminium in schwarz durchgehend, höhen-/tiefen- und winkelverstellbar, inkl. Rücklicht ! Only i. c. with seat width 360 mm or more not i. c. with calf straps CODE 822, 823 or 946	100 mm

Please select by ticking the relevant boxes

Special construction/individual solution o.r. - on request

Standard version: If no other selection is made, the standard version will be delivered.

Footrests (Selection of frame medium/large)

*USL M/L 380 390 400 410 420 430 440 450 460 470 480 490 500 510 520

A

CODE	LSL	DESCRIPTION	depth
54	A	Continuous footrest, 60 mm depth adjustable (in 4 steps) in frame colour, up-folding, height and angle adjustable	150 mm
87	A	One-piece footrest, 15 mm depth-adjustable, in frame colour, flip-up, height and angle-adjustable ! up to seat width 480 mm	100 mm
798	A	Footrests divided, height adjustable, up-folding and height and angle adjustable ! from seat width 380 mm	160 mm
808	A	Footrests divided, up-folding, depth adjustable, height and angle adjustable	150 mm
4312	A	LED footrest one-piece, made of strong aluminum in frame color, height / depth and angle adjustable, incl. Bluetooth module ! From seat width 360 mm not in conjunction with CODE 822 shoe holder strap not in conjunction with CODE 823 heel loops (pair) not in conjunction with CODE 946 calf strap	100 mm
4313	A	LED footrest one-piece, made of strong aluminum in frame color, height / depth and angle adjustable ! From seat width 360 mm not in conjunction with CODE 822 shoe holder strap not in conjunction with CODE 823 heel loops (pair) not in conjunction with CODE 946 calf strap	100 mm

Reduced lower shank length

*VUSL (mm) 290 300 310 320 330 340 350 360 370 380 390

A

CODE	VUSL	DESCRIPTION
3532	A	Reduced lower shank length ! only in combination with legrest CODE 93
		Normal lower leg length

Please select by ticking the relevant boxes Special construction/individual solution o.r. - on request Standard version: If no other selection is made, the standard version will be delivered.**16** Frame colours

CODE	DESCRIPTION
130	Titanium grey
206	Matt Black
227	Red Metallic
224	Blue-Metallic
4044	Red Metallic Matt
4049	Olive green Matt
4050	Sky Blue
4051	Chalk
4922	Metallic green
4919	Silverline

Please select by ticking the relevant boxes

S Special construction/individual solution o.r. - on request

Standard version: If no other selection is made, the standard version will be delivered.

18 Hand and spoke guard

CODE	DESCRIPTION
489	Transparent ! Only i.c. with SILVERDESIGN WHEEL CODE 651

19 Support rollers / tread tubes

CODE	DESCRIPTION
728	Anti-Tip, 1 pair, swivelling (recommended)
729	1 anti-tip, swivelling, mounted left
730	1 anti-tip, swivelling, mounted right
712	Anti-tip-wheel, insertable, removable, mounted on the left ! only in combination with kickstand CODE 4931 or step tubes CODE 309
713	Anti-tip-wheel, insertable, removable, mounted on the right ! only in combination with kickstand CODE 4931 or step tubes CODE 309
691	Anti-tip-wheels, insertable, removable (pair) ! only i. c. with CODE 309, 4930, 4931 step-tubes
747	Shunting castors (1 pair) ! not i. c. with Support castors CODE 728, 729, 730

Pedal tubes

CODE	DESCRIPTION
309	Pedal caps (1 pair) ! not in conjunction with anti tipper CODE 691
4930	Pedal cap, mounted left ! not in conjunction with anti tipper CODE 712 or 691
4931	Pedal cap, mounted right ! not in conjunction with anti tipper CODE 713 or 691

Please select by ticking the relevant boxes

S Special construction/individual solution o.r. - on request

Standard version: If no other selection is made, the standard version will be delivered.

20 Therapy tables

CODE	DESCRIPTION
929	Therapy table plastic, transparent, adjustable from 380 - 580 mm seat width ! only in conjunction with side panel CODE 21 / CODE 84/ CODE 107 with frame middle or long only in conjunction with side panel CODE 81 with frame short
930	Therapy table for self-drivers, plastic, transparent slide-on for defined seat width, with front edge ! from seat width 380mm possible only in conjunction with side panel CODE 21, CODE 84 or CODE 107 not in conjunction with. Frame short CODE 351
4662	Therapy table, half-sided left, plastic, transparent, ergonomically formed ! Only in conjunction with side panel CODE 21 / CODE 84 or CODE 107 not in conjunction with frame short CODE 351
4663	Therapy table, half-sided right, plastic, transparent, ergonomically formed ! Only in conjunction with side panel CODE 21 / CODE 84 or CODE 107 not in conjunction with frame short CODE 351
! With 24" wheels and a rear seat height of less than 470 mm, there is a resulting limitation in terms of armrest height with use of the therapy table CODE 929/CODE 930	

21 Options

CODE	DESCRIPTION
833	Safety belt
970	Crutch holder ! Only i.c.w. pedal tube Code 309/4930/4931
819	Reflectors ! not in v.v.m. CODE 752, 2473, 2461 and 2468
951	Accessory net
912	Air-pump with holder
936	Sliding board, plastic for repositioning
585	Infusion post "UNIVERSAL"
2032	Thorax cushions, pair, small
679	Folding lock

Please select by ticking the relevant boxes Special construction/individual solution o.r. - on request Standard version: If no other selection is made, the standard version will be delivered.**Xtrends options**

Item	DESCRIPTION	HMV
261519300	X-TREME Backpack	
261519600	Wheel pouch „BLACK WHEEL CASE“ fitting for max. 2 x 24“ wheels resp. each 1 x 25“ or 26“ wheel	18.99.99.0999
1074231	Wheel pouch „MEYRA ACTIVE“, fitting for max. 3 x 28“ wheels	
206964600	3M Spoke reflectors	18.99.99.0999

USER DATA

First name

Name

Street

ZIP CODE

City

Country

Birthday

Diagnosis 1

Diagnosis 2

Tel.

Mobil

E-mail

Order number

Health insurance fund / cost unit

Specialist trade Contact person/phone.

Supply specialist MEYRA

Approval info from week

ANATOMICAL DATA (IN MM)

1) Seat depth

2) Seat width

3) Chest width

4) Chest depth

5) Elbow height

6) Armpit height

7) Back height

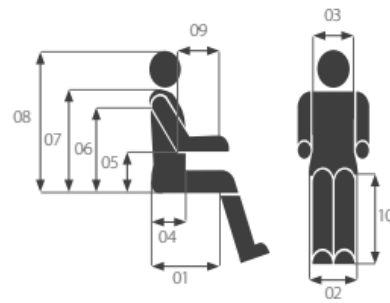
8) Head height

9) Forearm length

10) LLL

Body height

Weight (kg)



Remarks

I accept the Terms and Conditions of Meyra Distribution GmbH (valid as of January 2023)

<https://www.meyra.com/gtc/>

Date

City

Signature



14 Code 21



10 Code 26




15 Code 52




15 Code 54



15 Code 87



15 Code 92




14 Code 98



14 Code 107



00 Code 174



08 Code 305




10 Code 410




10 Code 413



00 Code 418




10 Code 621



10 Code 622



08 Code 650



08 Code 681



19 Code 691



14 Code 748



15 Code 798



03 Code 880



10 Code 4212



15 Code 4312