


# iCHAIR MC S

1.616

 **Allowed user weight**  
75 kg (incl. additional load)





Central legrest, 90° knee angle



200 mm seat lift, tilt



Long-life LED lighting



Side panel transparent

## The big small one

---

### **EFFICIENCY**

- Effectiveness through simple maintenance and a high level of service friendliness
- Little need for repairs by implementing high value and durable parts
- Modular structure of the iChair-family enables compatibility of parts and parts groups
- Numerous adjustment options allow individual adaptation

### **THERAPEUTIC BENEFIT**

- Effective pressure relief and relaxing positioning for long term sitting, through large electric adjustment sectors
- The central leg support makes a 90° knee angle possible
- Adjustable back and preparation for external seating systems according to individual needs
- Effective pressure relief due to electric seat angle adjustment by 22° and by 30° in conjunction with seat elevation

### **FIELD OF USE**

- The proven mc2 for indoor and outdoor use with junior seat and junior options
- Outdoors: Good rear suspension
- Indoors: compact chassis with integrated anti-tip castors easy handling in tight spots
- Seat elevation 200 mm optional

ORDER

COST ESTIMATE

CUSTOM DESIGN

Please fax the completed order form to: 05733 922 9311

Customer service 05733 922 311

Billing address / Customer ref. no.:

Delivery address:

Tax-ID

Consignment / Comments:

Order quantity:

**MEYRA**



**Allowed user weight**

75 kg (incl. additional load)



**Hints**

Our Terms and Conditions as stated at [www.meyra.de/AGB](http://www.meyra.de/AGB) shall apply  
You can find information on the measurement process at [www.meyra.de/messverfahren](http://www.meyra.de/messverfahren)

Valid from 01.01.2024 – 31.12.2024.  
Errors, misprints and changes reserved.

Use our K.I.S.S.S. for orders and configurations at [www.kisss-by-meyra.de](http://www.kisss-by-meyra.de)  
You avoid queries and incorrect orders thanks to the buildability check



### Technical specifications

<sup>1)</sup> measured with 4° seat tilt (without seat cushion)

<sup>3)</sup> without legrests and without armrests

<sup>2)</sup> with adjustable back

Seat widths in mm	300 - 440
Seat depth in mm	300 - 400
Back support height in mm	390 / 440 <sup>2)</sup>
Lower shank length in mm	250 - 350 <sup>1)</sup>
Arm support height in mm	180 - 250 <sup>1)</sup>
Front seat height in mm	420 - 470 <sup>1)</sup>
Length with footrest in mm	970
Length without footrests in mm	790
Width ready to drive in mm from	590
Height without head support in mm	890 - 925 <sup>2)</sup>
Transport length in mm	790
Transport height in mm	610
Front wheel size in mm	190 x 50 (8") / 225 x 70 (9")
Rear wheel size in mm	320 x 60 (12.5")
Max. obstacle height in mm	60
Turning radius in mm	840
Transport empty weight basic configuration min.	89 kg <sup>3)</sup>
User weight	75 kg
Permitted overall weight incl. options	200 kg
Max. additional loading	10 kg
Driving speed	6 / 10 km/h
Motor power	2 x 180 W / 2 x 300 W
Permitted inclination/slopes	15 %
Form of steering	indirect
Seat camber electric	0° to 22°
Seat tilt electric i.c. with Seat lift	0° to 30°
Seat camber mechanical	0° to 10°
Back support angle electric	-5° to 35°
Back support angle mechanical	-10° to 30°
Seat lift electric	200 mm
RANGE	38 Ah (5h), 45 Ah (20h) max. 28 km / 63 Ah (5h), 73 Ah (20h) max. 40 km



**Technical data \*\*\* continued**

Drive

Rear

Please select by ticking the relevant boxes

Special construction/individual solution o.r. - on request

Standard version: If no other selection is made, the standard version will be delivered.

## 00 Chassis/Motorisation

CODE	SPEED	RANGE	MOTOR POWER
115	6 km/h	max. 40 km	2 x 180 W
117	10 km/h	max. 35 km	2 x 300 W

### Chassis options

CODE	DESCRIPTION
875	Suspension for user weight up to 75 kg

## 01 Seat width (SW)

CODE	DESCRIPTION	SEAT SURFACE WIDTH
30	SW continuously adjustable from 300 to 360 mm through the arm supports	300 mm
34	SW continuously adjustable from 340 to 400 mm through the arm supports	340 mm
38	SW continuously adjustable from 380 to 440 mm through the arm supports	380 mm

## 02 Front seat height (FSH) in combination with steering wheel (without seat cushion)

FSH (mm) 420 435 440 450 455 470

A

B

### Tyres

Code	Ø	rim	Puncture-resistant pneumatic tyres CODE 146	Puncture-proof	Standard pneumatic tyres CODE 481
157	8"	Aluminium rim		<input checked="" type="checkbox"/> A	<input checked="" type="checkbox"/> A
163	9"	Aluminium rim	<input checked="" type="checkbox"/> B	<input checked="" type="checkbox"/> B	

**⚠** FSH 440+ / 450+ only in conjunction with Seat lift 200 mm lifting CODE 27

### Steering wheel options

CODE	DESCRIPTION
816	Splash guard for steering wheels <b>⚠</b> Only i.c. with steering wheels 9" CODE 163

Please select by ticking the relevant boxes

Special construction/individual solution o.r. - on request

Standard version: If no other selection is made, the standard version will be delivered.

## 03 Drive wheels

Code	Ø	rim	Puncture- resistant pneumatic tyres CODE 846		Puncture proof tyre CODE 904	
			grey	black	grey	black
815	12"	Aluminium rim	<input type="checkbox"/>	<input type="checkbox"/>	<input type="checkbox"/>	<input type="checkbox"/>

### Rear wheel options

CODE	DESCRIPTION
824	Mudguard for drive wheels

## 04 Seat camber

CODE	DESCRIPTION	SEAT ANGLING/LIFT
119	Mechanic seat tilt, in steps	0° to +10°
118	Electric seat tilting, continuous	0° to +22°
27	Electric seatlift 200 mm lift incl. seat tilt	0° to +30°

## 05 Seat-/back systems

CODE	Back / BH	Seat pan with cushion 30 mm CODE 560			
		SD 300 mm-Code 390	SD 330 mm-Code 393	SD 370 mm-Code 367	SD 400 mm-Code 615
444/736	Fitting belt black 440mm	<input type="checkbox"/>	<input type="checkbox"/>	<input type="checkbox"/>	<input type="checkbox"/>
439/736	Fitting belt black 390 mm	<input type="checkbox"/>	<input type="checkbox"/>	<input type="checkbox"/>	<input type="checkbox"/>

## 06 Back support options


CODE	DESIGNATION
2032	Thorax cushions, pair, small

Please select by ticking the relevant boxes

Special construction/individual solution o.r. - on request

Standard version: If no other selection is made, the standard version will be delivered.

### Back support options (Adjustments)

CODE	DESCRIPTION
814	Continuous push bar
410	Single push handles incl. stabiliser rod
913	Head support, synthetic leather black
401	Mechanical back support adjustment
25	Electric back support adjustment
	 It is recommended to use the headrest, imitation leather black (CODE 913).



### 07 Arm supports and arm pads

CODE	DESCRIPTION
106	Standard arm support with upholstered arm pad and black clothes guard

### 08 Leg supports

CODE	DESCRIPTION
93	Legrests, detachable and swing-away
5100	Central leg support with continuous footplate

### 09 Footrests

CODE	DESCRIPTION	depth	LSL
54	Continuous footrest, 60 mm depth adjustable (in 4 steps), flip-up, height and angle adjustable  Only i.c.w. legrest Code 93	150 mm	280-430mm
808	Footrests divided, height adjustable, up-folding and angle adjustable  Only i.c.w. legrest Code 93	150 mm	280-430mm
822	Shoe fastening strap (pair)		
823	Heel cup (pair)		



Please select by ticking the relevant boxes

Special construction/individual solution o.r. - on request

Standard version: If no other selection is made, the standard version will be delivered.

## 10 Batteries and Chargers

CODE	DESCRIPTION	RANGE
5159	Maintenance free batteries approx. 43 Ah (5h), 50 Ah (20h)	30 km / 25 km
5158	Maintenance-free batteries approx.66 Ah (5h), 80 Ah (20h)	40 km / 35 km
732	Charger 8 A for 50 Ah(20h)	
733	Charger 12 A for 73 Ah(20h)	

## 11 Lighting

CODE	DESCRIPTION
932	Active LED-lighting front and rear acc. to StVZO

## 12 Joystick modules and accessories

Code	Control modules	CONTROL			
		none	2 / 682	6 / 678	8 / 4260
408	VR2	<input type="checkbox"/>			
702/415	R-NET LED				
702/416	R-NET LCD				
702/398	R-NET LCD IR/BT				
702/839	R-NET OMNI II				

 Code 839 OMNI II Flashing function and horn function only selectable via menu

Please select by ticking the relevant boxes

Special construction/individual solution o.r. - on request

Standard version: If no other selection is made, the standard version will be delivered.

## External adjustment module

CODE	DESCRIPTION
4615	External adjustment keypad for directly selecting and activating five seat functions, also while driving, assembly on the control module side ⚠ Only in combination with R-NET CODE 702 For an individual assignment, please use the following matrix! Not in combination with swivelling table tops CODE 4660 and 4661 Not in combination with laterally swivelling therapy table CODE 4646
4615	External adjustment keypad for directly selecting and activating five seat functions, also while driving, assembly on the opposite side to the control module ⚠ Only in combination with R-NET CODE 702 For an individual assignment, please use the following matrix! Not in combination with swivelling table tops CODE 4660 and 4661 Not in combination with laterally swivelling therapy table CODE 4646

Key	without assignment	Back support	Seat	CM left	CM right	CM synchron	Central legrest	Central legrest height	Seatlift
(1)									
(2)									
(3)									
(4)									
(5)									

## Assembly of the operating module

CODE	DESCRIPTION
74	Assembly right
60	Assembly left

Please select by ticking the relevant boxes

**S** Special construction/individual solution o.r. - on request

Standard version: If no other selection is made, the standard version will be delivered.

### 13 Operating module bracket

CODE	DESCRIPTION
4859	Operating module bracket, length adjustable
4566	Operating module bracket, length and height adjustable
4860	Operating module bracket, length and height adjustable, swivelling to the side (e.g. on a table)
4874	Protection bar for operating module VR2 and R-NET
851	Operating module bracket for accompanying person (operating module can be moved from the front to the rear) ⚠ Only i.c.w. continuous pushing bar CODE 814

### 14 Special operating modules

CODE	DESCRIPTION
4660	Table plate with recess (centred) for operating module, swivelling to the right
4661	Table plate with recess (centred) for operating module, swivelling to the left
4789	Additional operating module with priority switch for accompanying person, incl. assembly on the frame tube

#### External on/off switch

for users who can hardly operate the keys of the operating module or as an emergency/off function for accompanying person

CODE	DESCRIPTION
543	External on/off switch, diameter 63 mm, green
596	External on/off switch, diameter 63 mm, yellow
778	External on/off switch, diameter 30 mm, green
779	External on/off switch, diameter 30 mm, yellow

⚠ Only i.c.w. joystick module R-NET with LED-Display CODE 702/416 or OMNI II Surround control CODE 839

Please select by ticking the relevant boxes





Special construction/individual solution o.r. - on request

Standard version: If no other selection is made, the standard version will be delivered.

### Joystick attachments

CODE	DESCRIPTION
553	Tetra-fork vertical
556	Tetra-fork horizontal
734	Tetra-fork horizontal, adjustable to hand width
4589	Mushroom grip
4590	Ball grip
4591	T-grip
4593	Stem grip
4594	Button grip
4595	Softball
4596	Golf ball d=43 mm

### Others

CODE	DESCRIPTION
4611	MicroPilot Zero-way joystick  only in combination with joystick module R-NET OMNI II CODE 702/839
4600	MicroPilot Zero-way joystick including bracket and hand pad  only in combination with joystick module R-NET OMNI II CODE 702/839
4612	MicroGuide way joystick  only in combination with R-NET OMNI II CODE 702/839 temporarily not available
4601	MicroGuide way joystick including bracket and hand pad  only in combination with R-NET OMNI II CODE 702/839 temporarily not available

### 15 software

CODE	DESCRIPTION
985	Series programming (standard)
998	Special programming (deviation from standard)

Please select by ticking the relevant boxes

Special construction/individual solution o.r. - on request

Standard version: If no other selection is made, the standard version will be delivered.

## 16 Frame colours


CODE	FRAME	AKZENTE
207	Matt black	
212	Matt black	Polar white
212/5220	Polar white	Polar white
186	Matt black	Magic Blue
186/5220	Magic Blue	Magic Blue
227	Matt black	Red Metallic
227/5220	Red Metallic	Red Metallic
180	Matt black	Lemon reflex
180/5220	Lemon reflex	Lemon reflex
214	Matt black	Sun yellow
214/5220	Sun yellow	Sun yellow

 Other colors available on request and at extra charge, see color chart in catalog

## 17 Options around the wheelchair

CODE	DESCRIPTION
906	Rear-view mirror right
927	Rear-view mirror left
589	Suspender seatbelt
833	Safety belt
994	Baggage rack with metal rods
781	USB charging socket
4795	Anti-theft function, key  only i.c. with R-Net
676	Rear marking plate

## 18 Service

Item	DESCRIPTION
55704	Flat fee for customised parameterisation (not eligible for discounts)  The on-the-spot service covers only simple adjustment of parameter sets, such as acceleration, speed etc.

## USER DATA

First name

Name

Street

ZIP CODE

City

Country

Birthday

Diagnosis 1

Diagnosis 2

Tel.

Mobil

E-mail

Order number

Health insurance fund / cost unit

Specialist trade Contact person/phone.

Supply specialist MEYRA

Approval info from week

## ANATOMICAL DATA (IN MM)

1) Seat depth

2) Seat width

3) Chest width

4) Chest depth

5) Elbow height

6) Armpit height

7) Back height

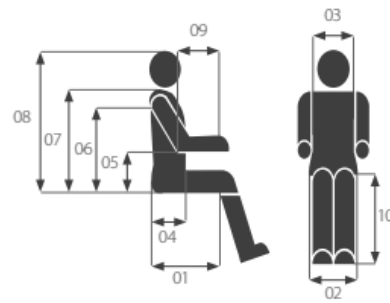
8) Head height

9) Forearm length

10) LLL

Body height

Weight (kg)



Remarks

I accept the Terms and Conditions of Meyra Distribution GmbH (valid as of January 2023)

<https://www.meyra.com/gtc/>

Date

City

Signature